

To set up Email on an iPhone:


1. Go to settings
2. Click Mail, Contacts, Calendars



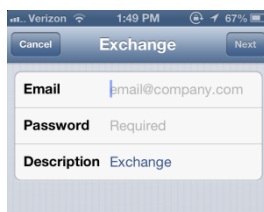
3. Under Accounts, click Add Account



4. Choose the type of email account that you are going to be adding (NGU uses Microsoft Exchange)



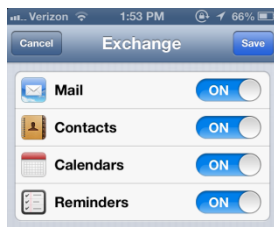
5. Then enter your email and password for that email account and click next.



- For NGU, the server is crusadermail.ngu.edu, and the domain name is NGU. Enter the server, domain name, and your username, then click next.



- Choose which apps you want connected to your email, and then click save.



- Your email will now be located in the mail app on your phone.